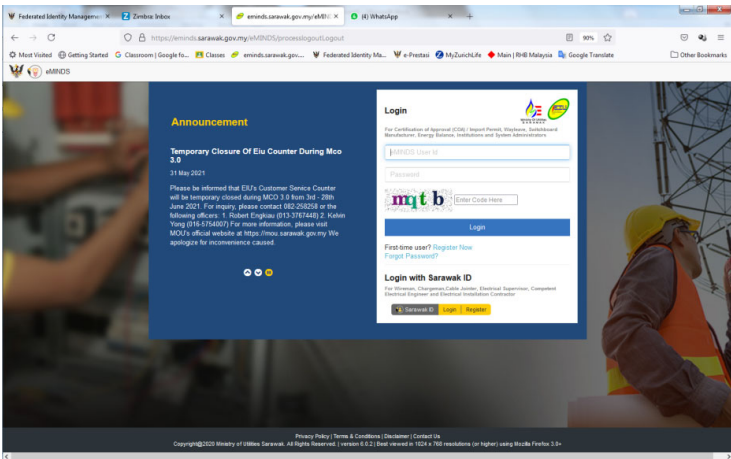
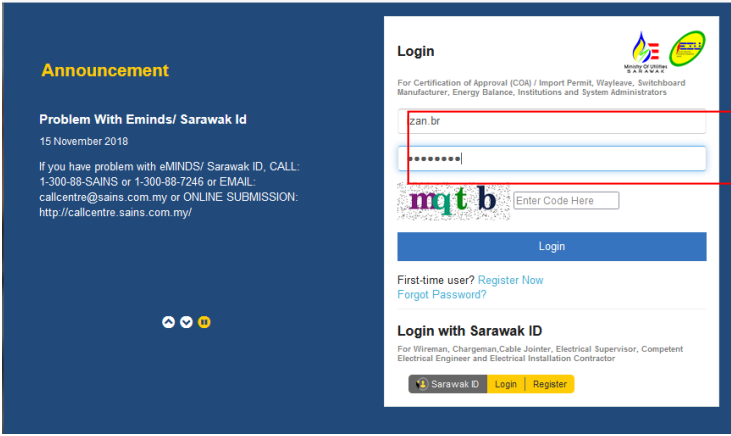
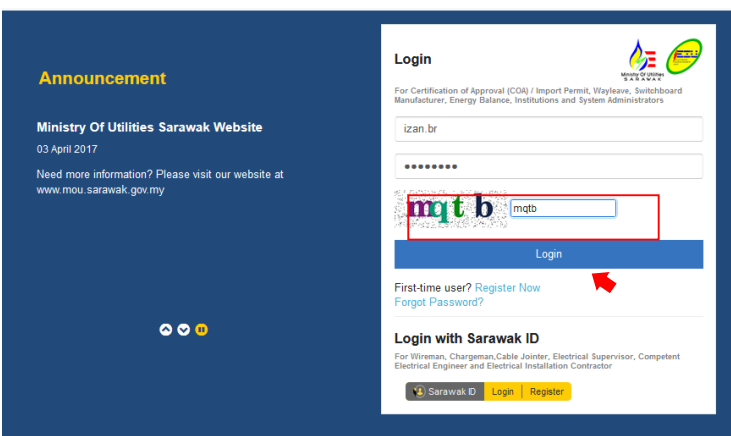
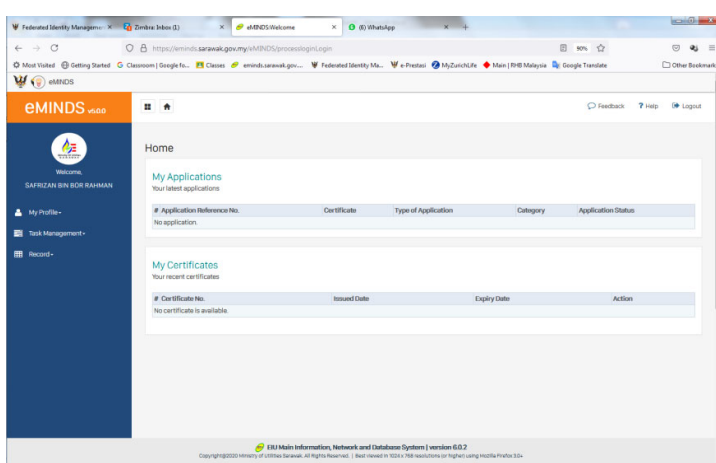
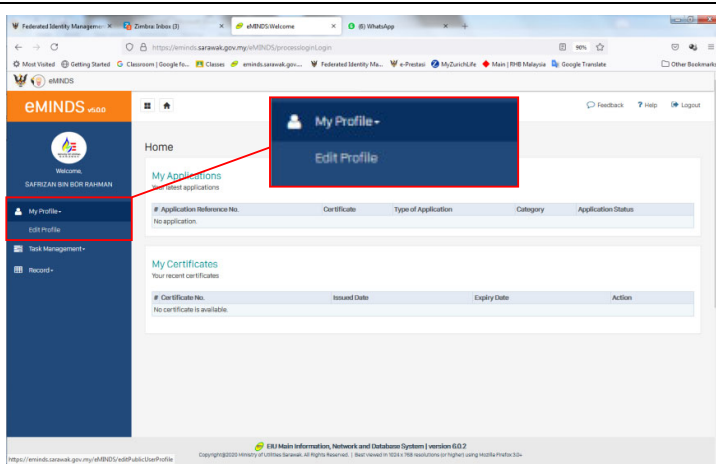


# PANDUAN EMINDS: MODUL AKSES JABATAN KASTAM- *IMPORT PERMIT & COA*

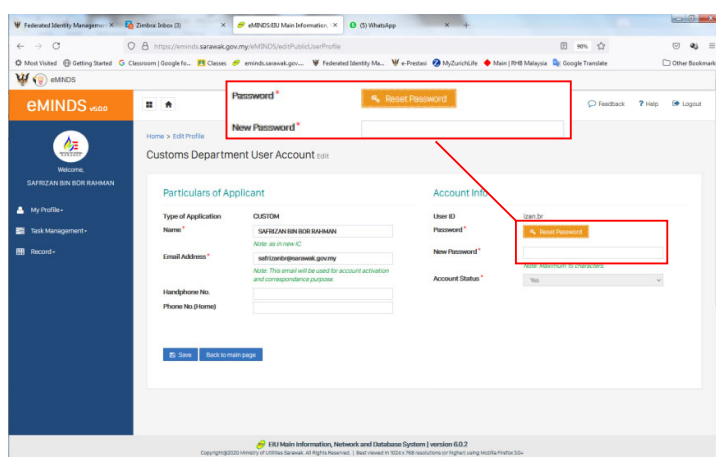
 <p>The screenshot shows the homepage of eminds.sarawak.gov.my. On the left, there is an announcement titled "Temporary Closure Of Eiu Counter During Mco 3.0" dated 19 May 2021. On the right, there is a login form with fields for "EMINDS User ID" and "Password". Below the fields is a "Login" button. There are also links for "First-time user? Register Now" and "Forgot Password?". At the bottom, there is a section for "Login with Sarawak ID" with "Sarawak ID", "Login", and "Register" buttons.</p>	<p>Layari laman sesawang <b><i>eminds.sarawak.gov.my</i></b></p>
 <p>The screenshot shows the login form with a red box highlighting the "EMINDS User ID" field. The text "izan.br" is entered in the field. The "Password" field is masked with asterisks. The "Login" button is visible below the fields.</p>	<p>Masukkan id pengguna dan kata laluan</p>
 <p>The screenshot shows the login form with a red box highlighting the "mqt b" code field, which contains the text "mqtb". A red arrow points to the "Register Now" link under the "First-time user?" section.</p>	<p>Masukkan kod dan klik <b><i>Login</i></b></p>



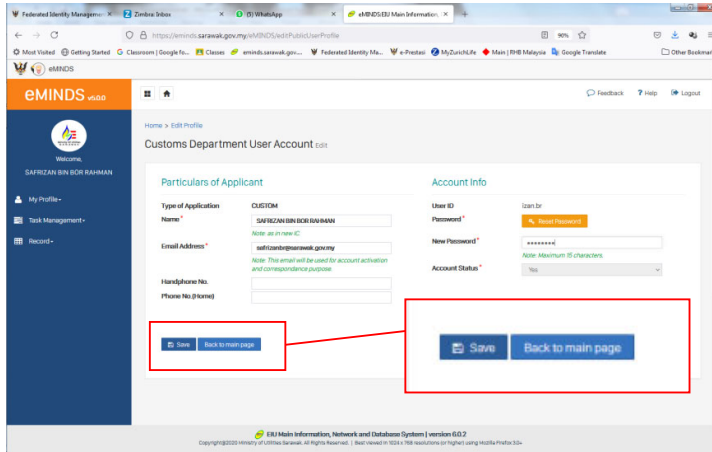
Laman utama



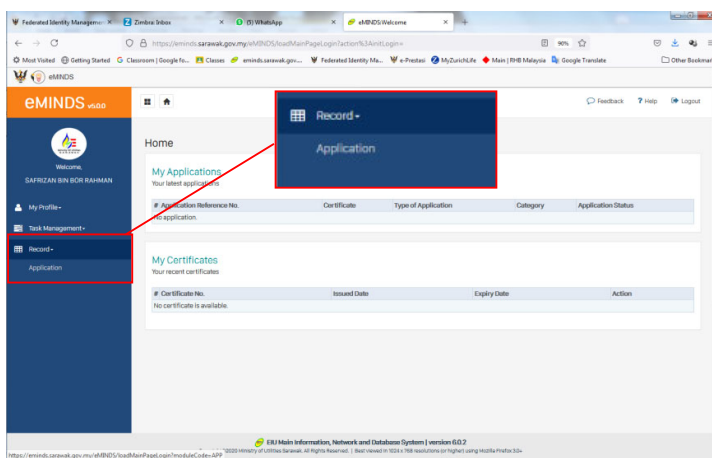
Untuk menukar kata laluan, klik **My Profile** dan pilih **Edit Profile**



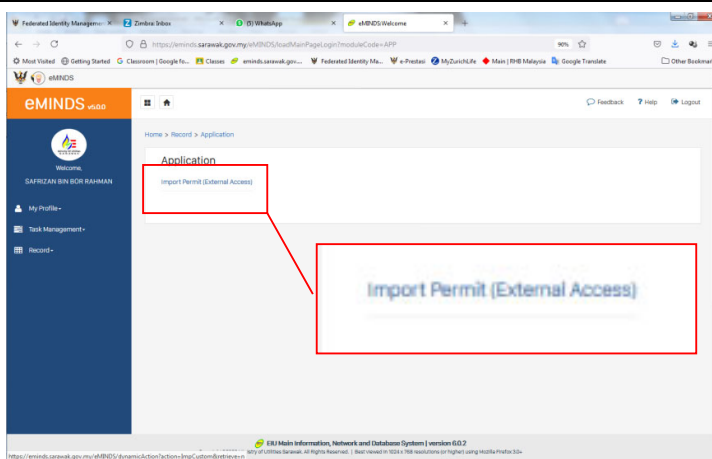
Klik **Reset Password** dan isi kata laluan baru



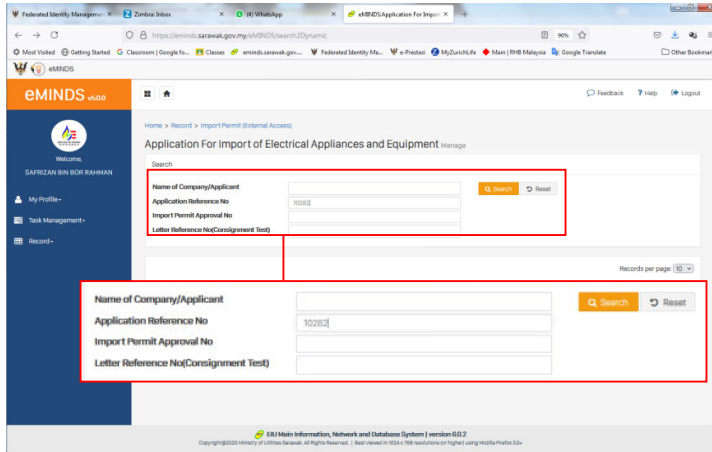
Selepas isi kata laluan baru, klik **Save**



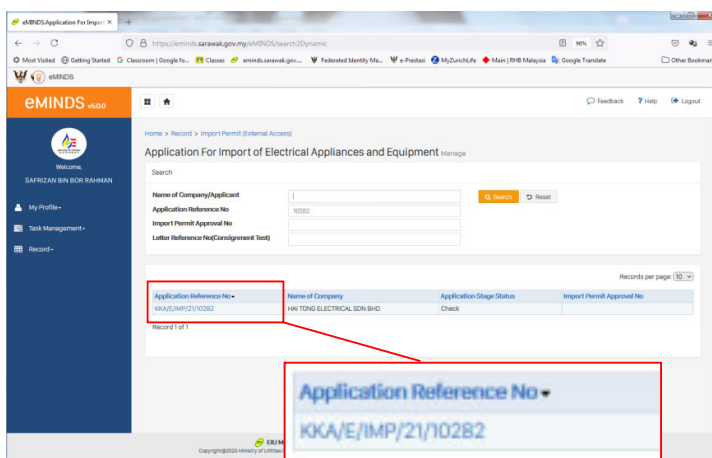
Untuk menyemak status permohonan Import Permit, klik **Record** dan pilih **Application**



Klik **Import Permit (External Access)**



Masukkan nama syarikat atau nombor rujukan permohonan untuk memeriksa status permohonan dan Klik **Search**



Senarai permohonan akan di paparkan. Klik **Application Reference No.**



Kelulusan **Import Permit** akan dipaparkan